

# CMRS-B REVERSE OSMOSIS

Complete Point Of Use Solution For Your Store

EVERPURE  
CMRS600MD-B55  
REVERSE OSMOSIS SYSTEM



Smart, Sustainable Water Solutions.

**FOR LIFE.**



ADJUSTABLE TDS



SMART DIGITAL  
DISPLAY



MULTI-STAGE  
FILTRATION



SMART DESIGN  
SYSTEM



# PENTAIR - SPECIALIZED IN WATER SOLUTION

At Pentair, we believe the health of our world depends on reliable access to clean water. We deliver a comprehensive range of smart, sustainable water solutions to homes, business and industry around the world. Our industry leading and proven portfolio of solutions enables people, business and industry to access clean, safe water. Whether it's improving, moving, or enjoying water, we help manage the world's most precious resource. Smart, Sustainable Water Solutions. For Life.

Pentair® Everpure® is water. Whether you need filtration, softening or reverse osmosis, we have a solution. Our entire existence revolves around providing the best, most consistent water anywhere. That's why so many foodservice operators depend on us to solve their water problems. Pentair Everpure has been a leading global provider of quality water solutions to the foodservice industry for more than 85 years.

About **9,500** employees

About **3 billions USD** annual income

Over **85 Years** of experience

**120** branches

**25** countries

**6** continents

## PENTAIR EVERPURE SOLUTIONS OFFER:

**Consistency.** Remove or reduce unwanted minerals, particulates and chemicals so your water is sparkling clean, every time.

**Confidence.** Pentair Everpure products are proven effective. That's why you can find our products in foodservice operations around the world.

**Solutions.** Our Total Water Management Program can solve your water problems. We'll analyze your operation, provide recommendations, and install the right products so your water is problem-free. And we'll help you stay that way with our maintenance program.

**Satisfaction.** Everpure water is better all around, which mean you'll have a more cost-effecient and high performing operation, and your customers will have a superior overall experience.



# ONE MACHINE TO SOLVE THE WATER PURIFICATION NEEDS OF THE WHOLE STORE

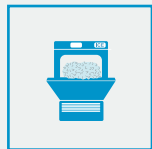
Good water makes good drinks



ESPRESSO MACHINE



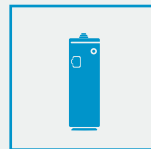
DRIP COFFEE MACHINE



ICE MAKER



DRINKING FAUCET



WATER DISPENSER



TEA MAKER



STEAM OVEN

# ADJUSTABLE TDS, CUSTOMIZED BEVERAGES, PURE TASTE

**01**  
Customize your beverage with great tasting water

**02**  
Consistent chain store beverage quality

**03**  
Protect equipment from scale

**04**  
High flow multi-outlets to meet different water needs

## WATER QUALITY CONDITIONS REQUIRED FOR HIGH-QUALITY COFFEE AND TEA

Parameter	Coffee *		Tea **	
	Recommended value	Acceptable range	Recommended value	Acceptable range
TDS (Total Dissolved Solids)	125-175 ppm	75-225 ppm	50 ppm	30-200 ppm
Hardness	68 ppm	17-85 ppm	60 ppm	25-120 ppm
Total Alkalinity	40 ppm	<100 ppm	60 ppm	25-120 ppm
pH	7.0	6.8-7.4	7.0	6.0-7.5
Sodium	10 ppm	At or near 10 ppm	10 ppm	<60 ppm
Total Chlorine	0 ppm	<0.05 ppm	0 ppm	0 ppm
Odor	Clean, refreshing, and odorless			
Colour	Clear			

\* According to the Specialty Coffee Association of America (SCAA) report

\*\* According to the market research report of Tea Time Magazine and Tea Association of the United States



## TASTE CHALLENGES FACED BY COFFEE AND TEA CUSTOMERS

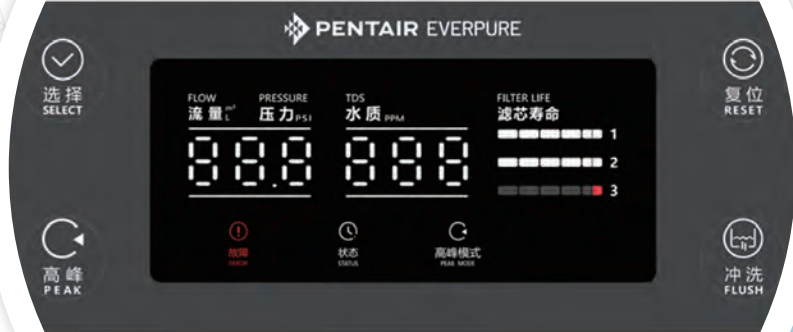
THE INFLUENCE OF INAPPROPRIATE TDS (TOTAL DISSOLVED SOLIDS) ON COFFEE, TEA AND OTHER BLENDED BEVERAGES

	TOTAL DISSOLVED SOLIDS	EXTRACTION DEGREE	EFFECTS ON DRINKS
COFFEE	Too low	Over extraction	Bitter taste, astringent
	Too high	Under extraction	Weak taste, poor colour
TEA	Too low	Over extraction	Pale colour
	Too high	Under extraction	Weak taste, lacks aroma

\* TDS: Total Dissolved Solids the measurement unit is milligrams per liter (mg/L), which indicates how many milligrams of dissolved solids are dissolved in 1 liter of water.

# SMART DIGITAL DISPLAY WITH REAL-TIME READING ALLOWS CONSTANT MONITORING OF WATER QUALITY

## Smart Built-In Safety Features



## HD LED DISPLAY



- Real-time display of TDS value
- Intelligent controller tracks lifespan of filter cartridges
- Flow rate display, tracks water usage throughout the day
- Leak detector activates error light, alarm and automatically stops water flow

## TOUCH BUTTONS FOR EASY OPERATION WITH WET HANDS



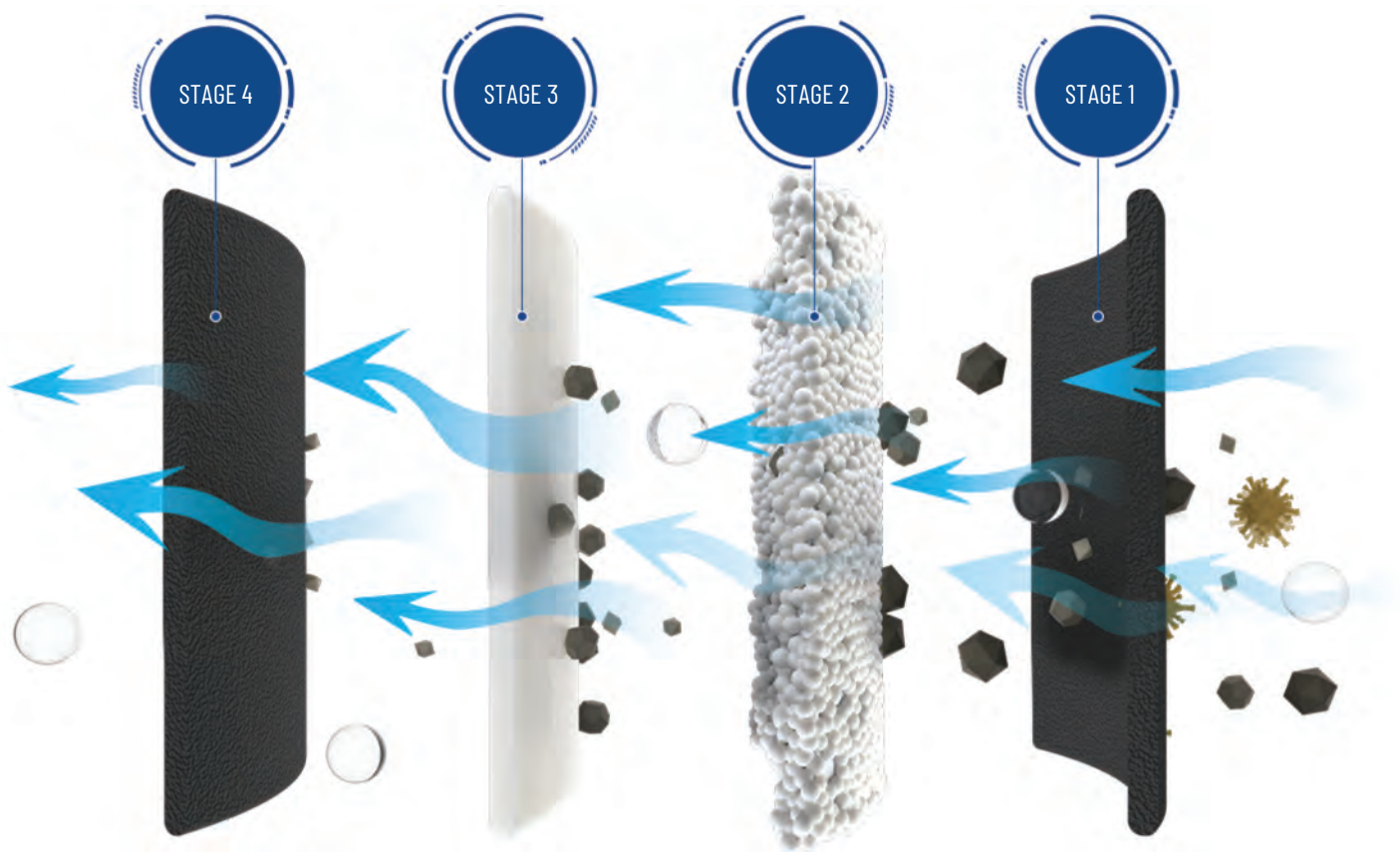
- SELECT : view TDS value of inlet, RO and blended water
- PEAK : adaptive peak mode to meet the occasional high flow demand
- RESET : restarts the lifespan tracking of new cartridges
- FLUSH : flushing of new RO membrane and after short periods of non-use



# MULTI-STAGE FILTRATION

	Filter Element	Features
<b>STAGE 1</b>	Everpure EV-FD05C4 Filter Cartridge (0.5 micron Fibredyne Carbon)	Removes particles, chlorine, organics, other impurities
<b>STAGE 2</b>	Phosphate (Scale Inhibitor)	Inhibits limescale buildup & prevent RO membrane from fouling
<b>STAGE 3</b>	Reverse Osmosis Membrane 600 Gallons per Day	Reduces TDS & remove harmful heavy metals *
<b>STAGE 4</b>	Everpure EV-FD05C4 Filter Cartridge (0.5 micron Fibredyne Carbon)	Final stage of polishing to improve taste

\*Heavy metal ions include arsenic, cadmium, chromium, lead, etc.



## HIGH FLOW RO MEMBRANE

### First Grade Water Efficiency



Meet the store's **all day** and peak business hours - water demand



**800 cups a day**  
Calculated based on a 16-ounce (437mL) drink



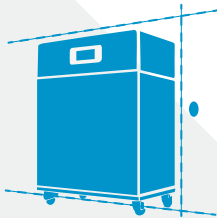
**90 cups per hour during peak hours**  
Calculated based on a 16-ounce (437mL) drink



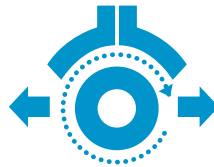
The peak water consumption of the ice machine is **constantly** supplied  
Calculated based on a 600lbs ice maker

# COMPACT UNDER THE CABINET DESIGN SAVES SPACE

Suitable for various types of food and beverage stores  
Ideal solution for installation in complex spaces



**Under-cabinet installation**  
Compact size  
48 cm x 28 cm x 65 cm (L x W x H)



**Easy to move**  
Bottom Wheel Design for Flexibility



**Not wall mounted**  
Compact & Convenient For Kiosk/Booth

## Pentair Everpure CMRS600MD-B55 Reverse Osmosis System - Product Specifications

Product Description	Blended Water Flow Rate	Blended Water Capacity	RO Water Flow Rate	RO Water Capacity	Inlet Water Pressure	Power Supply	Dimensions
<b>Pentair Everpure CMRS600MD-B55</b>	4 L/min	12 m <sup>3</sup>	1.5 L/min	7 m <sup>3</sup>	20 - 50 PSI	220V 50/60 Hz	48cm x 28cm x 65cm (Length x Width x Height)
<b>20 Gallons Storage Tank*</b>							38cm x 79cm (Diameter x Height)

Replacement Cartridge	QUANTITY/SET
Everpure EV-FD05C4 Filter Cartridge (0.5 micron Fibredyne Carbon)	2
Phosphate Scale Inhibitor	1
RO - Reverse Osmosis Membrane	1

\* The main unit does not include a storage tank, which is purchased separately.



**Pentair Offices in South East Asia**

**Singapore**

390 Havelock Road  
#04-01 King's Centre  
Singapore 169662  
Tel: +6567685900

**Philippines**

5th Floor MAIA Suites  
1747 Nicanor Garcia Street corner  
D.Oliman Street Makati City, Philippines  
Tel: +632824 3825

**Thailand**

16th Floor, The Ninth Towers Grand RAMA 9,  
Tower B 33/4 Rama 9 Road, Huaykwang  
Bangkok 10310, Thailand  
Tel: +6621681092

All Pentair trademarks and logos are owned by Pentair. All other brands or product names are trademarks or registered marks of their respective owners. Because we are continuously improving our products and services, Pentair reserves the right to change specifications without prior notice.

Pentair is an equal opportunity employer.

2021 Pentair. All Rights Reserved.